

Volvo Construction Equipment
Building Tomorrow



DEMOLITION

Volvo Construction Equipment





WELCOME TO OUR WORLD

Welcome to a world of industry leading machinery. A world where imagination, hard work and technological innovation will lead the way towards developing a future which is cleaner, smarter, and more connected. A world supported by the enduring values of the Volvo Group. A world of stability, sustainability and innovation. A world which we put our customers at the heart of.

Welcome to the world of Volvo Construction Equipment – we think you're going to like it here.

Working harder, working smarter

For over 180 years Volvo has been a pioneer in the design and manufacture of machines which set the standard for efficiency, performance and uptime. Across our range of excavators, wheel loaders and haulers, our reputation for engineering excellence is unrivalled, which means whatever your operation or application, we can provide a total fleet solution to help you succeed.

Building on our proud history, the Volvo Concept Lab continues to create cutting-edge ideas and innovative concepts, to ensure we offer customers machines which work harder and smarter long into the future.



Solutions for you

Our industry leading machines are just the start of your relationship with Volvo. As your partner, we have developed an extensive range of additional solutions to help you improve uptime, boost productivity and reduce costs.

Designed for your business

Structured across nine blocks, our portfolio of products and services are designed to complement your machine's performance and boost your profitability. Simply put, we offer some of the best guarantees, warranties and technological solutions in the industry today.

There when you need us

Whether you're buying new or used, our global network of dealers and technicians offer around-the-clock support, including machine monitoring and world-class parts availability. It's the basis of everything offered by Volvo Services, so you can be confident we've got you covered right from the start.

BUILDING TOMORROW

Safe and sound

Volvo high reach excavators are built to ensure maximum safety in all demolition applications. A sturdy frame and cab offer ultimate protection against the falling debris that is common in demolition projects, and a wide, clear view of the jobsite provides excellent visibility for enhanced safety.

Rear-view and side-view cameras

Offering the driver a complete view of the jobsite, rear- and side-view cameras ensure the machine is operated safely at all times.



Cradles, working platform and rails

Cradles, working platforms and rails increases safety when assembly or disassembly is taking place for switching applications, in transportation and when carrying out maintenance.



LEXAN window on roof with washer/wiper system

A roof LEXAN window protects the operator underneath from falling objects for increased safety and upwards visibility. The window can be washed by a washer and wiper system that can be operated by a front window switch.



Total moment indicator


For ultimate safety in demanding operations, a Total moment indicator warns the operator if the machine approaches the maximum safe working load.





FRAME-MOUNTED FALLING OBJECT GUARD (FOG)

A frame-mounted Falling Object Guard ensures safety when there is a greater risk of the cab being struck by falling debris. The wide open-able front guard facilitates cleaning.



Model	High Reach			
	Max. Pin Height		Max. Tool Weight	
EC380E	23.06 m	75' 8"	3 t	6,614 lb
EC480E	28.14 m	92' 4"	3.5 t	7,716 lb
EC750E	26/36 m	85' 4"/118' 1"	5/3.6 t	11,023/7,937 lb
Model	Digging front with extension			
	Max. Pin Height		Max. Tool Weight	
EC380E	15.3 m	50' 0"	4.3 t	9,480 lb
EC480E	15.8 m	51' 9"	4.7 t	10,362 lb
EC750E	18 m	59' 1"	6.5 t	14,330 lb

INCREASED TOOL WEIGHT AND PIN HEIGHT

For better productivity the machine's structure and hydraulic system have been optimized to carry heavier attachments, giving you more value for money. The maximum pin height has been increased to widen your working range and maximize productivity.

Bringing down the house

The EC380EHR, EC480EHR and EC750EHR are equipped with the latest innovations to increase your productivity. These machines are designed to make your working day worth more, and a robust structure, heavy tool weight and outstanding hydraulics ensure a strong performance in even the toughest of demolition projects.


Volvo's unique initial set up solution

Easy unloading, hydraulic track extension and Volvo's quick boom assembly system take all the heavy lifting out of getting these machines work ready. Full commissioning is a quick job - mostly from the comfort and safety of the cab.



Stable undercarriage designed for demolition

The stable undercarriage designed for demolition has improved working range across all 360° positions, for less repositioning of the machine to maximize production efficiency. For easy operation, the extendable undercarriage allows the operator to effortlessly retract the undercarriage for transportation and expand it for ultimate stability when arriving at the worksite.



Water spray system

Volvo offers a complete dust suppression solution with a 30 lpm (7.9 gpm) hydraulic lifting pump, which can eliminate the need of a separate truck for pumping water. Four nozzles, two on each side of the arm, provides a fine mist that encapsulates the dust and the system can also be used for cleaning the machine with the high pressure water gun mounted behind the cab.



Reach for the sky

Knock demolition down to size with the boom extension, engineered to offer more options and reach for Volvo excavators and high reach excavators. The boom extension can be installed with digging front for higher pin height. This configuration can be used either straight position or bent position.



Heavy-duty demolition

Volvo CE is dedicated to producing the ultimate in heavy-duty demolition machinery. Purpose-built to suit the needs of this demanding task, these high reach excavators are equipped with robust components and a powerful engine to ensure you can keep working shift after shift.

Heavy-duty protection

Heavy duty protection options give more protection to the machine, keeping it in good condition for longer. A range of durable and robust components and parts can be added for machine longevity and performance.



Service Network

Volvo's team of experts is always ready to help using local knowledge and global experience. With our extensive infrastructure of technicians, workshops and dealers, Volvo CE has a comprehensive network to fully support you at all times.




Robust frame, boom and arm

The robust frame, heavy-duty boom and arm increases reliability and machine uptime, even in severe applications. Steel strips are welded under the arm to further increase protection and various boom and arm configurations are available.



Volvo D13 Tier 4 final engine

The latest generation Volvo Tier 4 final engine fully meets the demands of the latest emissions regulations. Featuring Volvo Advanced Combustion Technology (V-ACT), this engine is designed to deliver superior performance and fuel efficiency. The engine uses precise, high pressure fuel injectors, turbo charger, an air-to-air intercooler and electronic engine controls to optimize machine performance.





PURPOSE BUILT FOR DEMOLITION

The Volvo-designed high-reach demolition machines are produced in Volvo's industry-leading manufacturing facilities and are fully supported by Volvo's global service and spare parts network –increasing machine uptime.

Built to demolish

Hands on tilt

The hands-on tilt function, allows the operator to focus on getting the work done, increasing productivity and operator comfort.

Safe cradles with working platforms and rails

Cradles, working platforms and rails increases safety when assembly or disassembly is taking place.

Maximize productivity

Fitting the Volvo demolition machines with the extension and the digging boom increases the versatility and productivity.

Modular Boom Solution


The hydraulic modular joint uses a hydraulic lock mechanism to release digging equipment and change to high reach configuration.


Total Moment Indicator

A total moment indicator warns the operator if the machine approaches the maximum safe working load.

Straight and conventional boom

Easy to change from the Ultra High Reach boom and arm to a digging boom which has a straight position and bent position.





High Visibility Cab

The Volvo high visibility cab – designed specifically for high reach demolition – ensures higher productivity


Front-end camera and dedicated in-cab monitor

Two demolition arm mounted cameras give a thorough view of the attachment, which helps efficient and safe operation.



Tilting cab

The standard tilting cab pivots up to 30 degrees for enhanced visibility and reduced fatigue on high-reach jobs.



Extendable Undercarriage

Volvo's unique sliding tube design on the retractable undercarriage is exceptionally durable, and provides a wide stance for increased safety and better productivity.

Dust Suppression

Four nozzles located on the arm provides a fine mist that encapsulates the dust.

Heavy-duty protection

Heavy duty protection options give more protection to the machine, keeping it in good condition for longer



VOLVO CARE CAB


The Volvo high visibility cab – designed specifically for high reach demolition – ensures higher productivity. The high comfort cab features conveniently positioned controls and in-cab LCD display for enhanced ease of operation. For increased safety, our Volvo Care Cab is equipped with 12.3 mm Lamisafe P5A front glass and roof glass.

A vision for demolition

These high reach excavators are equipped with a Volvo cab that has been designed to offer industry-leading levels of comfort. A high visibility cab and carefully placed cameras ensure operators have a clear view of the jobsite at all times, for the ultimate safe, productive working environment.


Hands on tilt

The hands-on tilt function, allows the operator to focus on getting the work done, increasing productivity and operator comfort. With buttons on in the joysticks, the operator can easily adjust the angle of the tilting cab, without removing their hands from the joysticks and securing an unobstructed view of the working area.



Front-end camera and monitor

Two demolition arm mounted cameras displayed on an 8 inch monitor give a thorough view of the attachment, which helps efficient and safe operation. The operator can toggle between the views of the cameras from the instrument panel.



Controls and switches

For ultimate operator comfort, the Volvo cab features ergonomically placed controls and switches for easy operation, as well as a shock-absorbent air suspension seat. Operators are able to view machine operation controls via the newly enlarged 8" LCD monitor, perfectly positioned for high-reach applications.



Air pressure supply in cabin

Volvo now offers a unique optional air compressor system. The compressed air is available in the cabin so that various purpose aftermarket tool kits shall work with the air port.



A versatile demolition addition

These Volvo high reach excavators are a versatile addition to your demolition fleet. Compatible with a wide range of Volvo attachments and built to work both a variety of boom types, these machines are the ideal partner for all demolition projects.

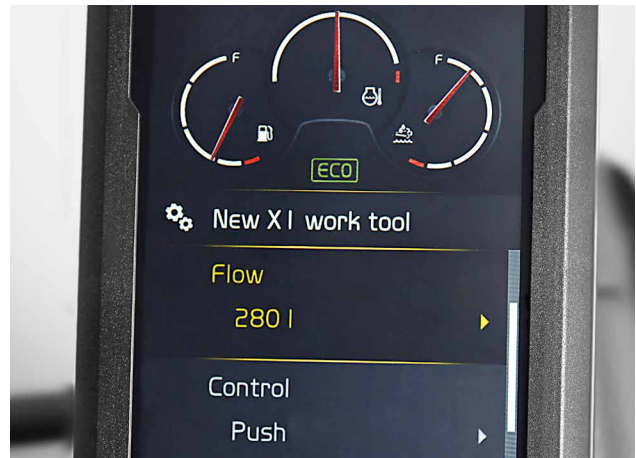
Auxiliary hydraulics and dedicated drain lines

To achieve the correct flow and superior pressure for hydraulic attachments such as mowers, grinders, shears, crushers and tilt rotators, the machine can be factory fitted with a wide variety of hydraulic lines, using breaker and shear piping as well as rotator piping for an improved working environment.



Attachments Management System

The attachment management system – controlled through the monitor – stores the settings for up to 20 different hydraulic attachments for ease of operation. Depending on the hydraulic options configured, the management system can store flow, maximum pressure, one or two-way flow, push, toggle and/or proportional control. The system offers password protection, whereby only approved personnel can set up or alter the attachment parameter settings.



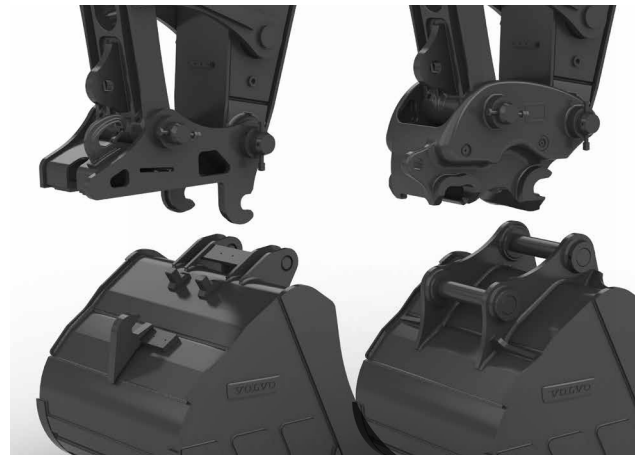
Straight & bent boom

An innovative design makes it easy to change from the Ultra High Reach boom and arm to a bent boom or a straight boom, so your excavator will stay busy even when you don't have high-reach projects.



Volvo Quick Couplers

Volvo offers a full range of quick couplers, including its dedicated S-type coupler, that are perfectly matched to Volvo's bucket range to ensure high break-out forces at all times. The Volvo universal quick coupler picks up a variety of attachments from various manufacturers. All Volvo quick couplers meet the latest safety regulations.





VOLVO PATENTED MODULAR BOOM SYSTEM

For ultimate versatility, the innovative hydraulic modular joint uses a hydraulic lock mechanism to release digging equipment and change from high reach demolition boom to a standard configuration.

Ultimate demolition

Side impact protection

The bolt-on side impact protection system protects the superstructure from damage.

Heavy-duty protection

Heavy duty protection options give more protection to the machine, keeping it in good condition for longer.

Falling object guard

A frame-mounted falling object guard protects the operator and cab from falling debris, enhancing safety and machine uptime.

Swing-ring protection

Swing-ring protection guard protects the swing ring bearing seal and grease piping from damage by rebar, timber or other debris.



Attachment management

The password protected attachment management system stores settings for up to 20 different hydraulic attachments.

Cylinder guards

Steel bucket and boom cylinder guards protect rods, cylinders, HRVs and piping from falling objects.

Auxiliary hydraulics and dedicated drain lines

The machine can be factory fitted with a wide variety of hydraulic lines, using breaker and shear piping as well as rotator piping.

Track-chain guards

Full-length track-chain guards keep out demolition debris and prevent rebar and other sharp objects from lodging in the tracks.



Cooling fan

The hydraulically-driven, electronically controlled cooling features a reversible functionality to enable self-cleaning of the cooling units.

Micro-mesh screen

A micro-mesh screen on the doors and engine cowl keeps out particles and boosts engine performance.

Double-thickness side doors

Double-thickness side doors on both sides of the superstructure protect coolers and pumps in the event of a side impact.

Diesel Exhaust Fluid (DEF)

Volvo offers a total DEF solution that is quality assured, cost efficient and easily accessible. Contact your Volvo dealer for more information.

Air pressure supply in cabin

Volvo now offers a unique, optional air compressor system, which can be used to clean the cab whenever necessary.

Demolition, recycling and waste applications

Presenting a full range of:

Crawler Excavators, Wheeled Excavators, Wheel Loaders, and Volvo Services for superior operator safety, performance and controllability in demolition, recycling and waste applications.



EC950F



EC750EHR



EC480EHR



EC380EHR



EC750E



EC480E



EC380E
(Straight Boom)



EC380E



EC350E



EC300E



EC250E



ECR355E



ECR235E



EC220E



EC200E



EC160E



ECR145E



EC140E



EC60E



ECR88D



ECR58



ECR50



ECR40D



EC35D



EC27D



ECR25D



EC20E



ECR18E



EW240E
(Material Handler)



EW220E



EW200E
(Material Handler)



EW180E



EWR170E



EW160E
(Elevated Cab)



EW160E



EWR150E



EWR130E



EW60E



L120H



L110H



L90H



L70H



L60H



L50H



L45H



L35G



L30G

Not all products are available in all markets. Under our policy of continuous improvement, we reserve the right to change specifications and design without prior notice. The illustrations do not necessarily show the standard version of the machine.



Volvo Construction Equipment
volvoce.com